

# Phonics Screening check

Thursday 30<sup>th</sup> January

Children who are read just one book a day will hear about 290,000 more words by age 5 than those who don't regularly read books with a parent or caregiver.





**The magic of 15 minutes:  
Reading practice  
and reading growth**

Only students who read 15 minutes or more a day saw **accelerated reading gains**. That is, gains higher than the national average—and students who read just over a half-hour to an hour per day saw the greatest gains of all.

# What is Phonics?

Phonics is a daily lesson in Year 1 and Year 2.

26 letters in the alphabet.

44 sounds (phonemes).

Daily Phonics teaching helps children become more fluent readers.

Consonant sounds

f	l	m	n	r	s	v	z	sh	th	ng
ff	ll	mm	nn	rr	ss	ve	zz	ti		nk
ph	le	mb	kn	wr	se		s	ci		
					c		se			
					ce					

b	c	d	g	h	j	p	qu	t	w	x	y	ch
bb	k	dd	gg		g	pp		tt	wh			tch
	ck				ge							
	ch				dge							

Vowel sounds

a	e	i	o	u	ay	ee	igh	ow
	ea				a-e	y	i-e	o-e
					ai	ea	ie	oa
						e	i	o
							y	

oo	oo	ar	or	air	ir	ou	oy	ire	ear	ure
u-e			oor	are	ur	ow	oi			
ue			ore		er					
ew			aw							
			au							

# How do we teach phonics?



may I play?

2. day, play, may, way, lay, say, tray, spray



what can you see?

2. see, tree, been, green, seen, keep,  
need, sleep, feel

# What is the Phonics screening check?

It is designed to confirm whether children have learnt sufficient phonic decoding and blending skills.

Children in Year 1 throughout the country will be taking part in a phonics screening check during the same week in June.

Children in Year 2 will also take this test if they did not achieve the required result when in Year 1.





# What happens during the test?

The test contains 40 words.

Each child will sit one to one and read each word aloud to a teacher.

The test will take approximately 5-10 minutes per child, although all children are different and will complete the check at their own pace.

The list of words the children read is a combination of 20 real words and 20 pseudo words (nonsense words).

Practice sheet: Real words	Practice sheet: Pseudo words
in	ot 
at	vap 
beg	osk 
sum	ect 

# See the training video




[https://www.youtube.com/watch?v=IPJ\\_ZEBh1Bk](https://www.youtube.com/watch?v=IPJ_ZEBh1Bk)



# Pseudo words (nonsense words)


The pseudo words will be shown to your child with a picture of an alien to remind them it is not a real word.



Pseudo words are included because they will be new to all pupils; they do not favour children with a good vocabulary knowledge or visual memory of words.

# Example of the check

surt




thoin



sape





showp

**snOW**

# Reporting to parents

By the end of the Summer term all schools must report their child's results to parents.

They will also confirm if the child has met the standard threshold.

# How can I help my child at home?


Read as much as possible to and with your child.

If your child is struggling to decode a word, help them by encouraging them to say each sound in the word from left to right.

Discuss the meaning of words if your child does not know what they have read.

Blend the sounds by pointing to each letter or letter group. Next move your finger under the whole word as you say it.





Please use  
the new  
reading  
record to  
support  
your  
child's  
reading.

The more you **READ**,  
the more you **KNOW**,  
the more you **LEARN**,  
the more **places**  
you'll **GO!**  
- Dr. Seuss

